

1 No. of Teaching Staff and Researchers

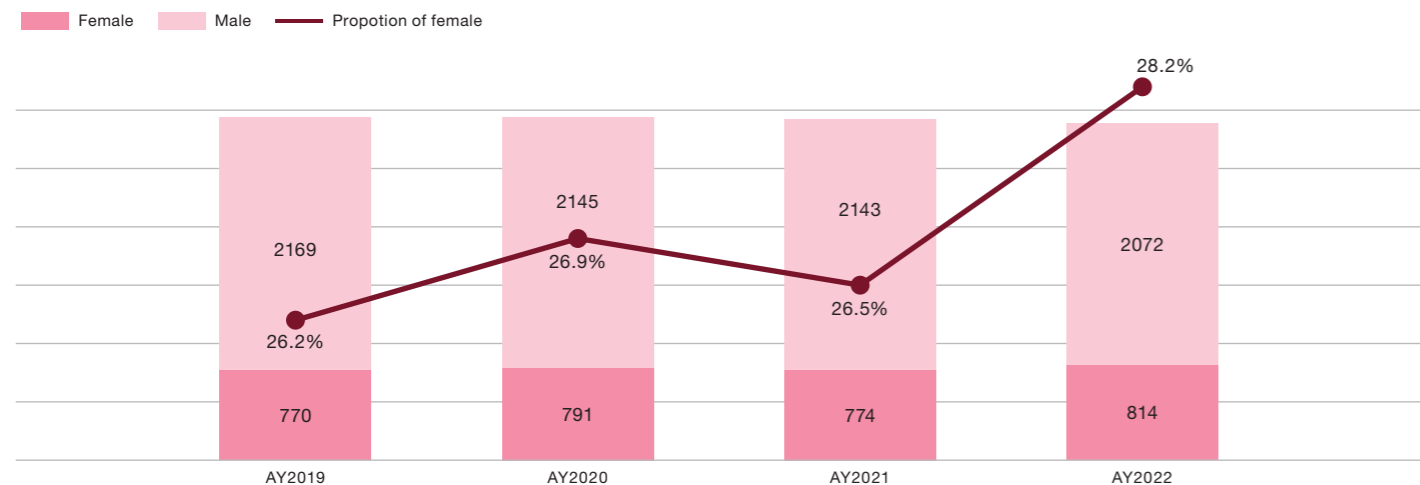
as of May 1, 2022

1-1 Grand Total

Position		Suzaku Campus	Kinugasa Campus	Biwako-Kusatsu Campus	Osaka Ibaraki Campus	Total	
Sennin	Professor	19	258	276	114	667	
	Associate Professor	1	74	84	49	208	
	Sennin Lecturer	0	4	16	2	22	
Full-time Fixed-term Teaching Staff	Ninkisei Kyoin (Professor)	3	6	4	1	14	
	Ninkisei Kyoin (Associate Professor)	5	11	4	12	32	
	Ninkisei Kyoin (Lecturer)	0	4	20	2	26	
	Ninkisei Kyoin (Assistant Professor)	0	2	93	5	100	
	Tokubetsu Ninyo Teaching Staff (Professor)	4	31	27	14	76	
	Tokumei Teaching Staff (Professor)	0	3	7	2	12	
	Extended Tenure Teaching Staff (Associate Professor)	0	0	1	0	1	
	Tokubetsu Keiyaku Kyoin (Professor)	5	5	0	8	18	
	Tokubetsu Keiyaku Kyoin (Associate Professor)	0	2	0	0	2	
	Tokubetsu Shohei Kyoin (Professor)	0	1	2	0	3	
	Research Professor	0	1	7	0	8	
	Research Associate Professor	0	5	11	0	16	
	Research Assistant Professor	0	6	15	2	23	
	Eminent Research Professor	0	4	3	1	8	
	Eminent Research Associate Professor	0	3	1	3	7	
	Tokunin Assistant Professor	0	4	12	7	23	
	Starting Assistant Professor	0	0	4	0	4	
	Shokutaku Lecturer	0	51	48	18	117	
	Part-time	Visiting Professor	6	7	15	6	34
		Visiting Associate Professor	0	0	1	0	1
Affiliate Research Professor		1	0	28	8	37	
Affiliate Research Associate Professor		0	0	9	0	9	
Affiliate Research Assistant Professor		0	2	2	4	8	
Visiting Research Professor		0	3	21	4	28	
Visiting Research Associate Professor		0	0	1	0	1	
Part-time Lecturer (Hijokinkoshi)		6	242	151	65	464	
Research Scholar	Part-time Lecturer (Jugyotantokoshi)	16	391	203	152	762	
	Senior Researcher	0	16	35	8	59	
	Researcher	0	3	6	0	9	
	Starting Researcher	0	6	0	0	6	
	Assistant Researcher	0	2	22	4	28	
Total	Research Assistant	0	2	41	3	46	
	Assistant	0	2	6	0	8	
Total		66	1,151	1,176	494	2,887	

Suzaku Campus	Kinugasa Campus	Biwako-Kusatsu Campus	Osaka Ibaraki Campus
School of Law and Graduate School of Professional Teacher Education	College of Law, College of Social Sciences, College of International Relations, College of Letters, College of Image Arts and Sciences, Graduate School of Core Ethics and Frontier Sciences, Graduate School of Language Education and Information Science, Ritsumeikan Global Innovation Research Organization (Humanities and Social Sciences), Kinugasa Research Organization, and others	College of Economics, College of Science and Engineering, College of Information Science and Engineering, College of Pharmaceutical Sciences, College of Life Sciences, College of Sport and Health Science, College of Gastronomy Management, Ritsumeikan Global Innovation Research Organization (Natural Sciences), Research Organization of Science and Technology, BKC Research Organization of Social Sciences, and others	College of Policy Science, College of Business Administration, College of Comprehensive Psychology, College of Global Liberal Arts, Graduate School of Management, Graduate School of Human Science, Graduate School of Technology Management, Research Organization of Open Innovation and Collaboration, Ritsumeikan Asia-Japan Research Organization, and others

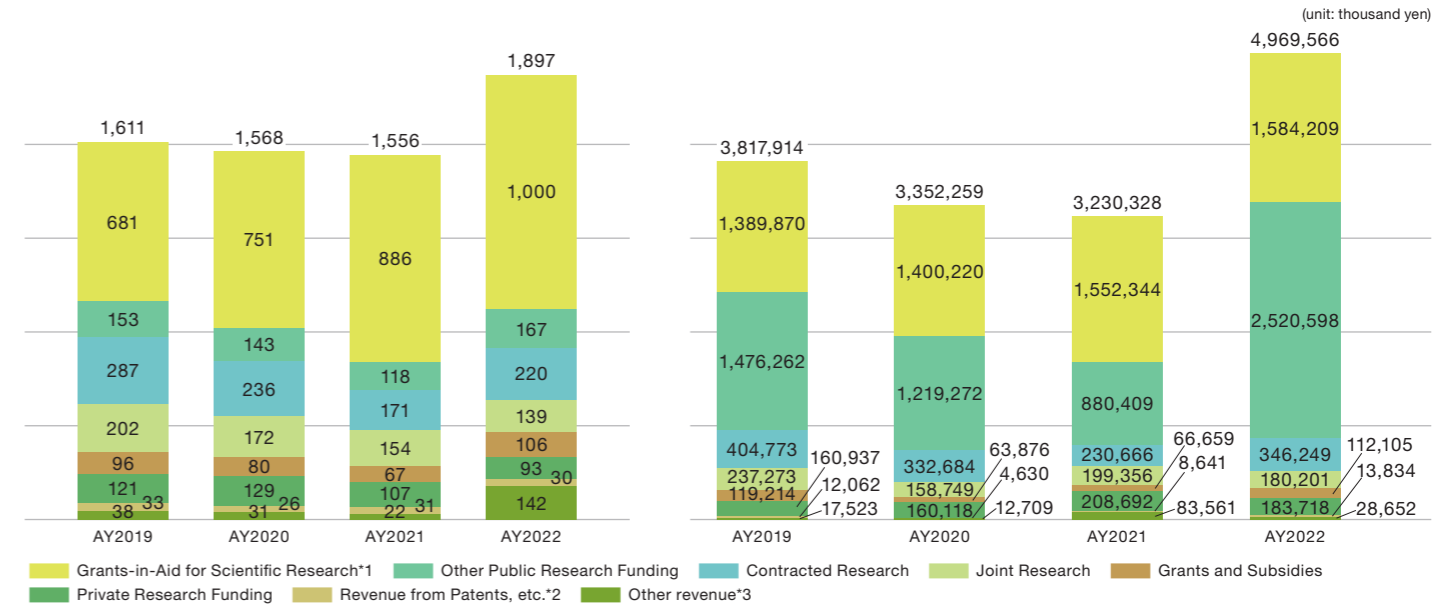
1-2 Employment Status of Female Researchers



2 External Research Funding

2-1 No. of Projects by Funding Source

2-2 Amount by Funding Source



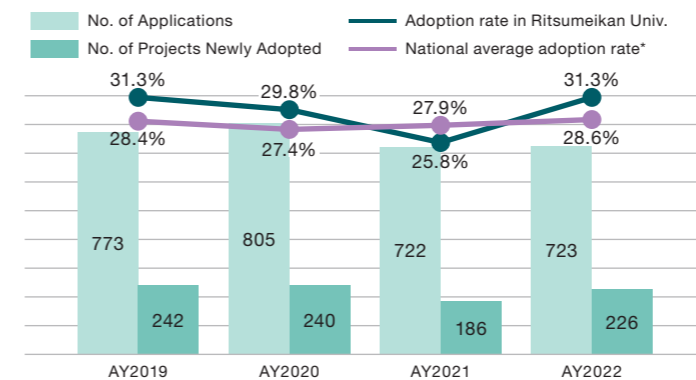
*1: Including Grant-in-Aid for JSPS Fellows and Fund for the Promotion of Joint International Research (Fostering Joint International Research). This includes a special exception for the extension of the grant period for Grants-in-Aid for Scientific Research (Fund for Academic Research Subsidies) due to the impact of the COVID-19 pandemic.
 *2: Royalties, tangible products, and licensing/transfer fees.
 *3: Income from research consortium membership fees, income from external use of the SR Center.

3 Adoption Results of the Grants-in-Aid for Scientific Research (KAKENHI)

3-1 Overall Trends

	AY2019	AY2020	AY2021	AY2022
No. of Applications	773	805	722	723
A. Grant awarded (for new projects)	No. of Projects: 242 Amount (unit: thousand yen): 533,000	No. of Projects: 240 Amount (unit: thousand yen): 462,410	No. of Projects: 186 Amount (unit: thousand yen): 480,610	No. of Projects: 226 Amount (unit: thousand yen): 513,500
B. Grant awarded (for continuing projects)	No. of Projects: 388 Amount (unit: thousand yen): 793,910	No. of Projects: 450 Amount (unit: thousand yen): 879,580	No. of Projects: 494 Amount (unit: thousand yen): 844,176	No. of Projects: 466 Amount (unit: thousand yen): 829,384
Total (A+B)	No. of Projects: 630 Amount (unit: thousand yen): 1,326,910	No. of Projects: 690 Amount (unit: thousand yen): 1,341,990	No. of Projects: 680 Amount (unit: thousand yen): 1,324,786	No. of Projects: 692 Amount (unit: thousand yen): 1,342,884
National Ranking	No. of Projects: 23(4) Amount: 23(3)	No. of Projects: 21(3) Amount: 23(3)	No. of Projects: 23(4) Amount: 24(3)	No. of Projects: 23(5) Amount: 25(4)

Created from the funding results published by the Ministry of Education, Culture, Sports, Science and Technology. The figures in parentheses for National Ranking indicate the rank among private universities.



* Cited from "Award Trends" (https://www.jps.go.jp/english/e-grants/award_trends.html)

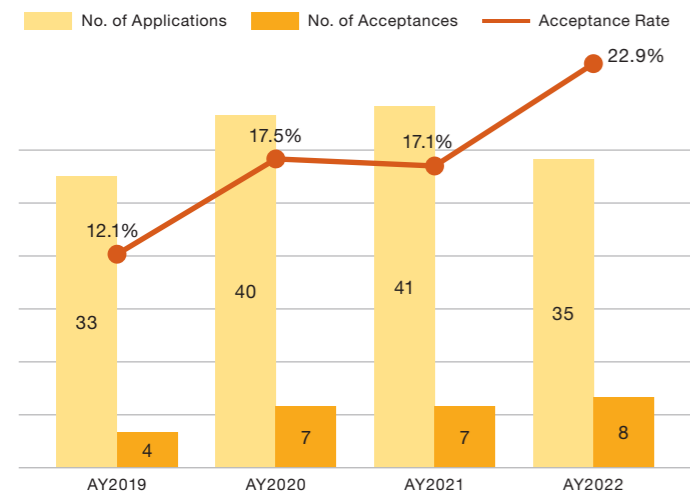
3-2 No. of Projects Newly Adopted by Research Category

	AY2019	AY2020	AY2021	AY2022
Specially Promoted Research	0	0	0	0
Scientific Research on Innovative Areas	6	7	1	4
Scientific Research (S)	0	0	0	0
Scientific Research (A)	3	3	7	4
Scientific Research (B)	26	19	23	31
Scientific Research (C)	106	124	87	95
Challenging Research (Pioneering)	0	0	1	3
Challenging Research (Exploratory)	11	13	11	14
Early-Career Scientists	65	58	41	51
Research Activity start-up	22	12	12	18
Fostering Joint International Research (B)	3	2	1	2
Grant-in-Aid for Transformative Research Areas (A) *	-	2	1	3
Grant-in-Aid for Transformative Research Areas (B) *	-	0	1	1
Total	242	240	186	226

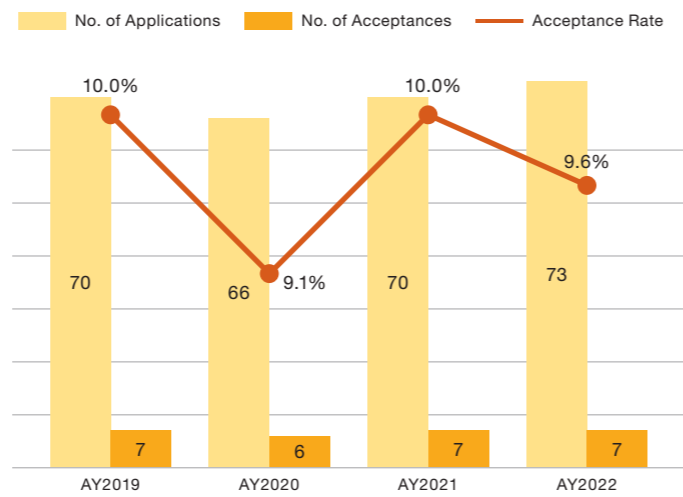
* The category started to call for application in AY2020 due to a revision of Scientific Research on Innovative Areas.

4 No. of Applications/No. of Acceptances/Acceptance Rate of the Japan Society for the Promotion of Science (JSPS) Research Fellowship for Young Scientists

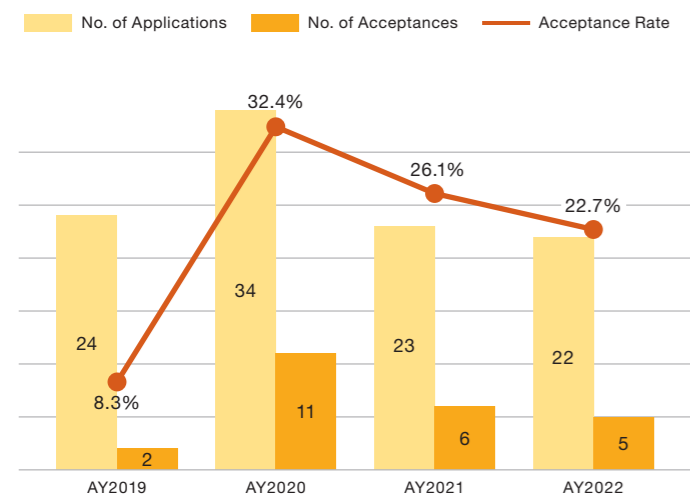
4-1 DC1



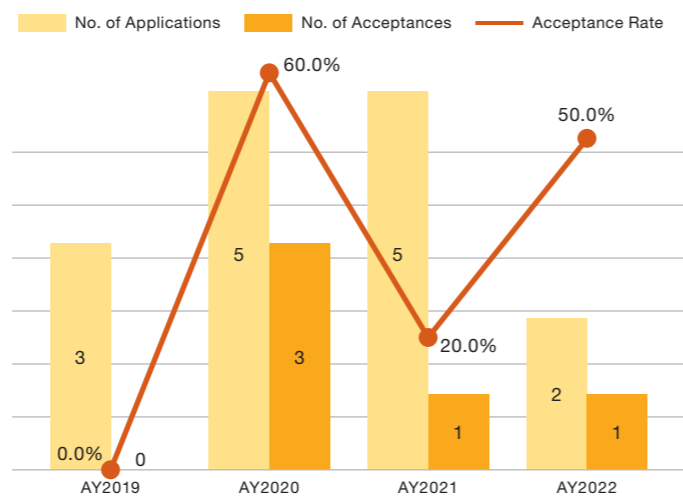
4-2 DC2



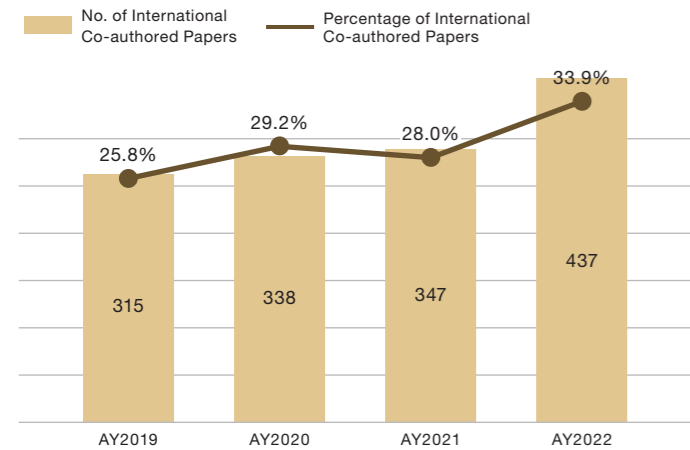
4-3 PD



4-4 RPD

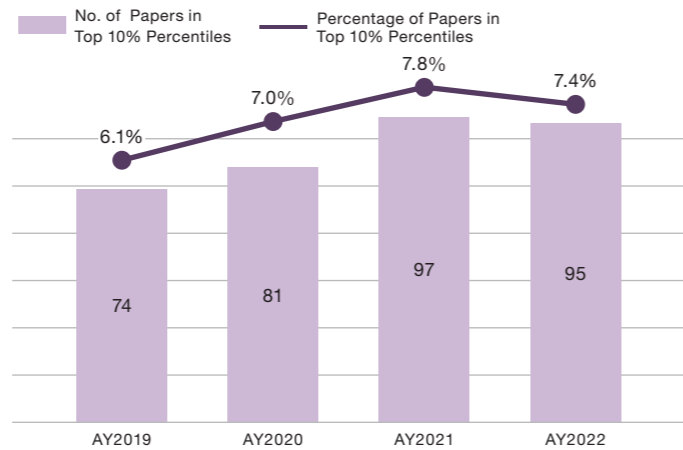


5 No. and Percentage of International Co-authored Papers



Percentage = No. of International Co-authored Papers/No. of Scopus-indexed Papers
Source: Elsevier's "SciVal" (as of September 2023)

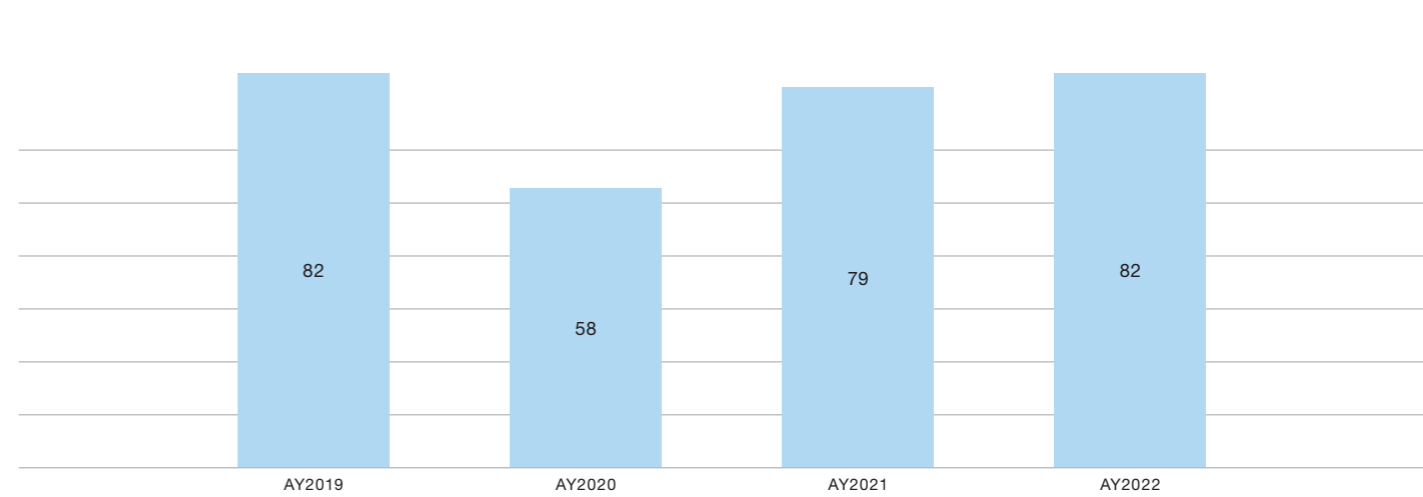
6 No. and Percentage of Papers in Top 10% Percentiles



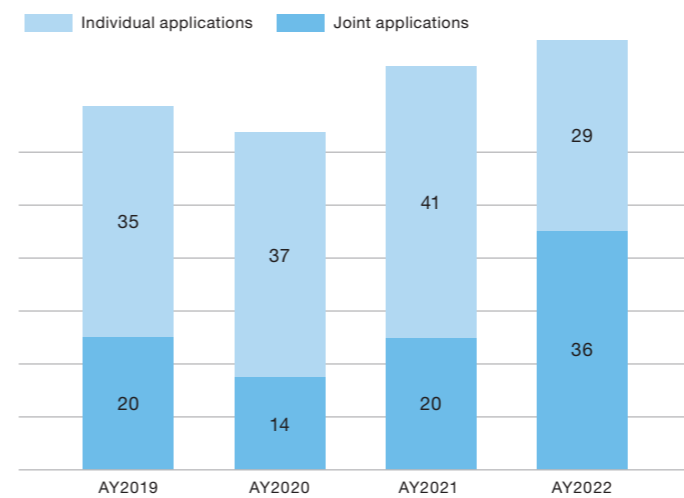
Percentage = No. of Papers in Top 10% Percentiles/No. of Papers in Scopus
Source: Elsevier's "SciVal" (as of September 2023)

7 Patent and Technology Transfer

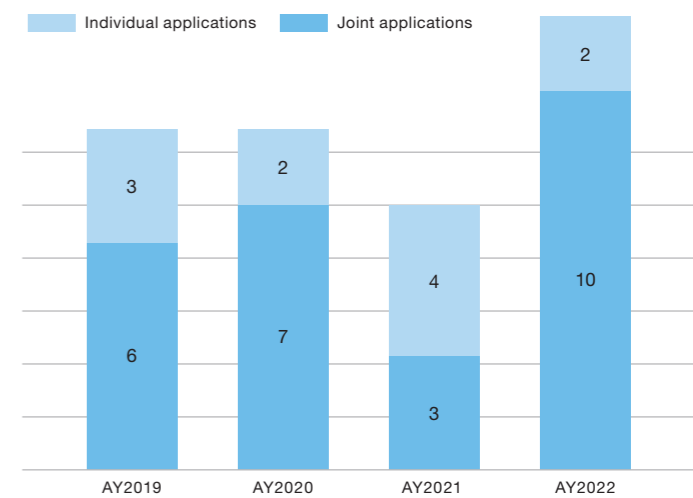
7-1 No. of New Inventions (Total)



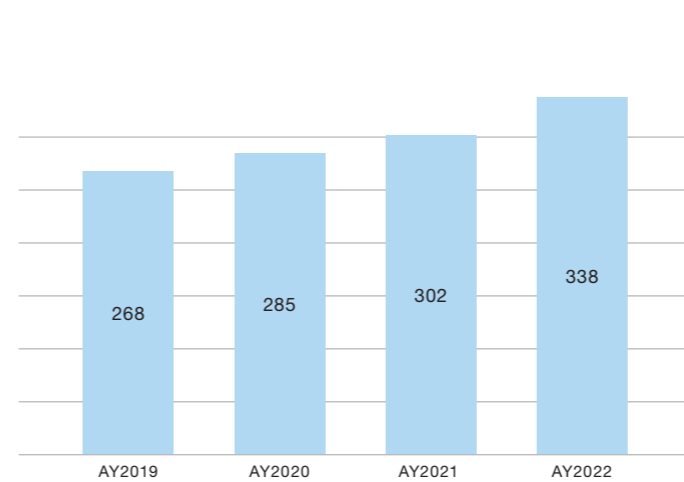
7-2 No. of New Patent Applications (Domestic)



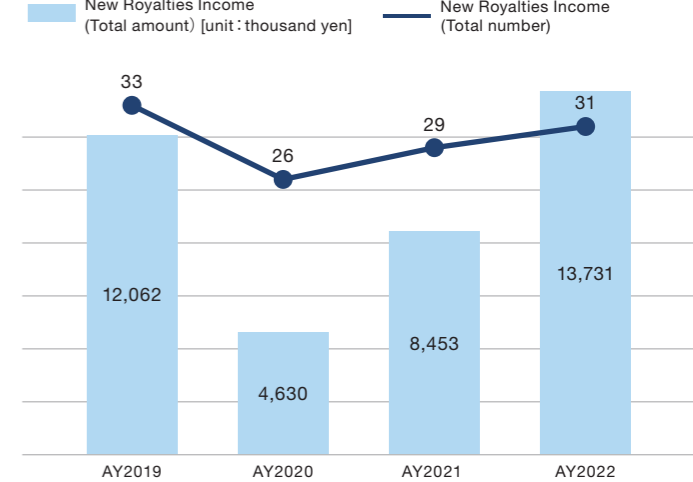
7-3 No. of New Patent Applications (Overseas)



7-4 Cumulative Number of Patent Registrations (Total)



7-5 New Royalties Income (Total number/Total amount)



Including patents, utility model rights, design rights, trademark rights, copyrights, plant breeder's rights, rights of layout-designs of integrated circuit, know-how, and materials.